

Unit: 1.2

Grouping and Sorting

Key Learning

- To sort items using a range of criteria.
- To sort items on the computer using the 'Grouping' activities in Purple Mash.

Key Resources



2Do It Yourself

Key Questions

In what ways can we sort objects?

We can sort objects by different criteria. These include the size of the objects, the colour of the objects or the number of sides the object has. The criteria will depend on the type of objects being sorted.


Key Vocabulary

Sort

Put things together by features they have in common.

Criteria

A way in which something is judged.




Unit: 1.1

Online Safety and Exploring Purple

Key Learning

- To log in safely.
- To learn how to find saved work in the Online Work area and find teacher comments.
- To learn how to search Purple Mash to find resources.
- To become familiar with the icons and types of resources available in the Topics section.
- To start to add pictures and text to work.
- To explore the Tools and Games section of Purple Mash.
- To learn how to open, save and print.
- To understand the importance of logging out.

Key Resources



Key Vocabulary

Log in

Using a username and password to access a system.

Username

A name that is used by a person to access an online site.

Password

A series of letters, numbers and special characters that is entered after the username to access an online site. In Purple Mash, this can also be a series of pictures.

Avatar

A digital picture to represent someone.

My Work

The place on Purple Mash where your work is stored. Only you and your teachers can access this.

Topics

The area on Purple Mash that contains ready-made resources.

Log out

Leaving a computer system.

Notification

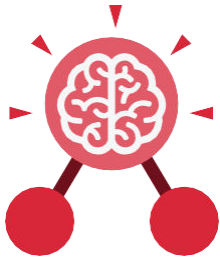
A system that lets you know if you have something to look at. On Purple Mash this is shown by a bell.

Tools

The area on Purple Mash with the different learning apps.

Save

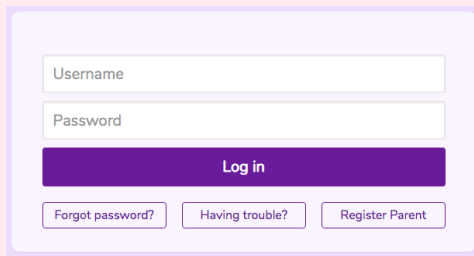
Store your work as you create something so it can be accessed later.



Unit: 1.1

Online Safety and Exploring Purple

Key Images




Log in Screen



Avatar




Save your work



Tools section of Purple Mash



Subjects & Topics



This picture shows you if you have any notifications



The area of Purple Mash where your work is stored

Key Questions

What is a password and why should we keep them safe?

A password is a secret word or phrase that allows a user to access a website. Passwords are like toothbrushes in that they should not be shared with anyone else.

What is a digital avatar?

In Purple Mash, an avatar is a picture you create in the software to represent you. It is safer to use an avatar on the Internet than have a picture of yourself.

Where is my work stored on Purple Mash?

In Purple Mash, most of the work you save will be saved in the My Work section of Purple Mash. The only person that can see this work is the teacher and you.